



YOUR PUZZLE PIECES INCLUDE:




- 2 BIG TRIANGLES
- 1 MEDIUM TRIANGLE
- 2 SMALL TRIANGLES
- 1 SQUARE
- 1 PARALLELOGRAM




PLANE




CANDLE




KEY




DOG




TURTLE



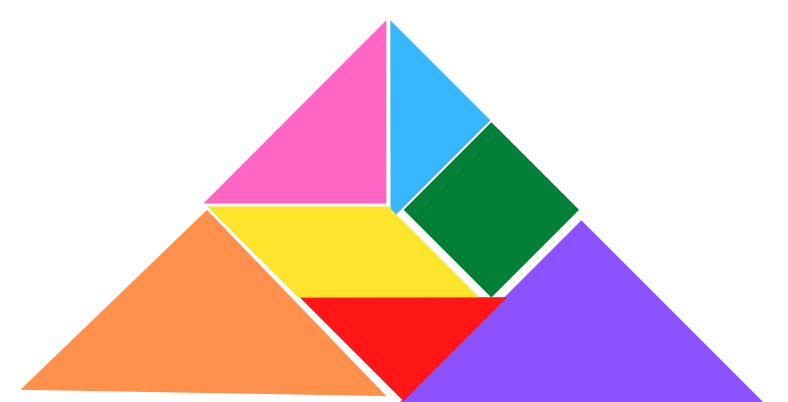
PERSON




BEAR




BUTTERFLY




PYRAMID




**COW**




**RABBIT**




**SHIP**




**CAMEL**




**LIGHTHOUSE**




**HEART**



**HOUSE**



**SHARK**



**PERSON**